

department of economic opportunity

COUNTY OF LOS ANGELES

BOARD OF SUPERVISORS

Hilda L. Solis
Holly J. Mitchell
Lindsey P. Horvath
Janice Hahn
Kathryn Barger

EXECUTIVE LEADERSHIP

Kelly LoBianco
Director

Jessica Kim
Chief Deputy

GET IN TOUCH

510 S. Vermont Avenue
Los Angeles, CA 90020
opportunity.lacounty.gov
deo@opportunity.lacounty.gov
844-777-2059

America's Job Centers:
(888) 226-6300
Office of Small Business:
(800) 432-4900



June 28, 2024

TO: Los Angeles County Workforce Development Board (LACWDB)

FROM: Cheren Kochen – Executive Director, LACWDB
Department of Economic Opportunity

SUBJECT: **WORKFORCE INNOVATION AND OPPORTUNITY ACT RAPID RESPONSE UPDATE: Q3 FY 2023-24**

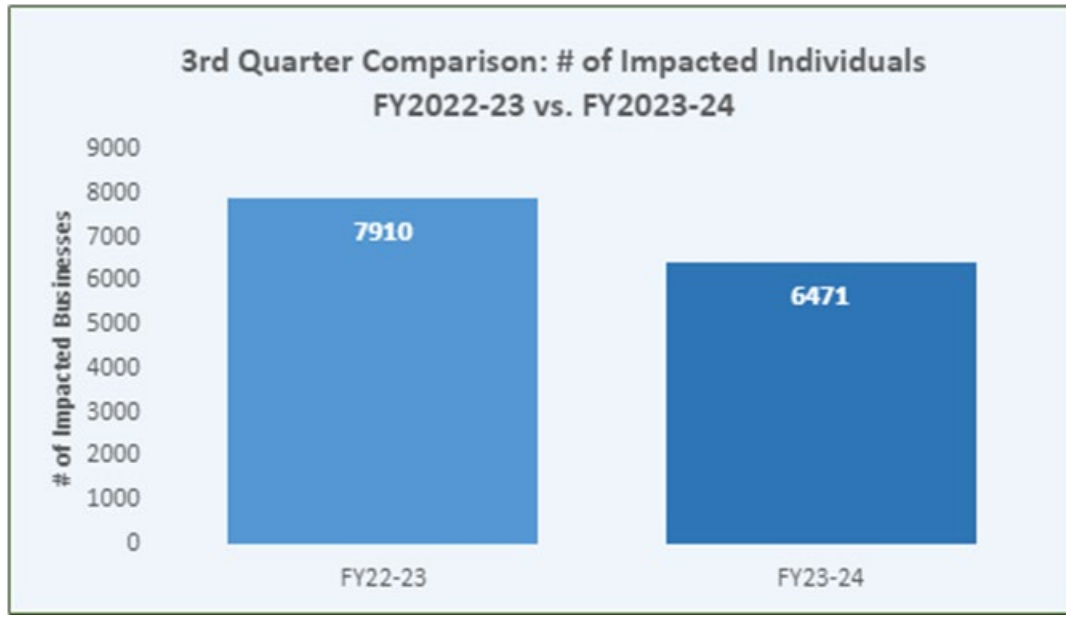
This memo serves to provide a summary overview of our Workforce Innovation and Opportunity Act (WIOA) Rapid Response services through the third quarter (Q3) of fiscal year (FY) 2023-24.

Rapid Response Overview

The Antelope Valley, Pomona Valley, and Southeast Los Angeles (LA) America's Job Centers of California (AJCCs) serve as the LA County Local Workforce Development Area's (LWDA) Rapid Response team that offer information on financial benefits, training, and reemployment services to layoff-impacted individuals and struggling businesses.

From July 2023 through March 2024, the team reached **165** businesses and assisted **6,471** individuals by connecting them to Rapid Response program resources, such as unemployment benefits, health insurance coverage, retirement and financial planning, career, and training services, through partners including California Employment Development Department (EDD) Workforce Services, EDD Unemployment Insurance, Covered California, Department of Labor, and the local AJCC. This represents a 7% increase in the number of businesses compared to 154 businesses through Q3 FY 2022-23, and 18% decrease in the number of individuals compared to the 7,910 individuals assisted

through the Q3 of FY 2022-23. These numbers signify more businesses with fewer employees each were served through Rapid Response services in this quarter compared to last year.



Impact by Industry

1. *Impacted Businesses by Industry*

Based on the number of businesses that were impacted across various industries, the Retail Trade industry had the highest at 41 businesses impacted. The Manufacturing industry ranked second with 32 businesses impacted, while the Accommodation & Food Services industry ranked third with 22 businesses impacted. According to the Los Angeles County Economic Development Corporation's (LAEDC) 2024 Economic Forecast report, the Retail industry is not represented in the top 10 Employment Growth by Industries for 2023-2025, and the Manufacturing industry placed last on the same list, which aligns with the trend seen in industries impacted in LA County.

2. *Impacted Individuals by Industry*

In terms of the number of employees affected, the Manufacturing industry was the most impacted, reaching 2,374 displaced workers. This was due to the large layoff by Gilead Sciences, Inc. in the second quarter, with a total of 317 affected workers. Of those affected workers, 213 were in administrative/management roles, 91 held scientific operations positions with various titles, and 13 were in engineering positions. The Transportation and

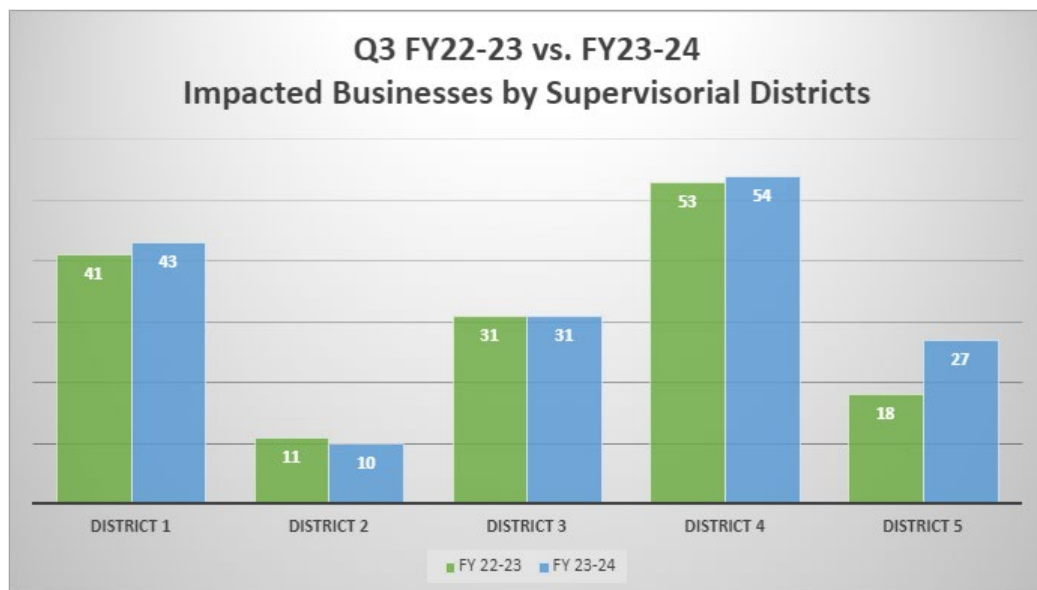
Warehousing industry were the second most impacted, with 914 affected workers. The LAEDC’s 2024 Economic Forecast report indicates that between 2023 and 2024, it is expected that the Manufacturing industry will lose 17,100 workers, a trend also reflected in the County’s reports.

3. *Top 10 Impacted Businesses by Individual*

Gilead Sciences, Inc. and Kite Pharma, Inc. collectively known as “Gilead” had the largest layoff in this quarter, with 317 affected employees. Located at two separate locations in the City of Santa Monica in the 3rd Supervisorial District, Gilead Sciences, Inc. is classified under the Manufacturing industry. The workforce sectors impacted in this layoff included all positions at the facility, such as management, engineers, and analysts. The organization announced a “refreshed business strategy” that included a reorganization and cut of about 7% of their workforce which resulted in these layoffs in February 2024. The second largest layoff was Keeco, LLC, a bedding and textile manufacturer based in Pico Rivera. The closure of this large facility displaced 308 workers due to a merger with another bedding manufacturer in mid-2023. This resulted in many locations merging and large layoffs of the manufacturing and distribution type within both companies. The layoffs for Keeco, LLC. included all the positions at this facility within the 4th Supervisorial District including packers, sewers, warehouse managers, lift truck operators, maintenance workers, and human resource personnel.

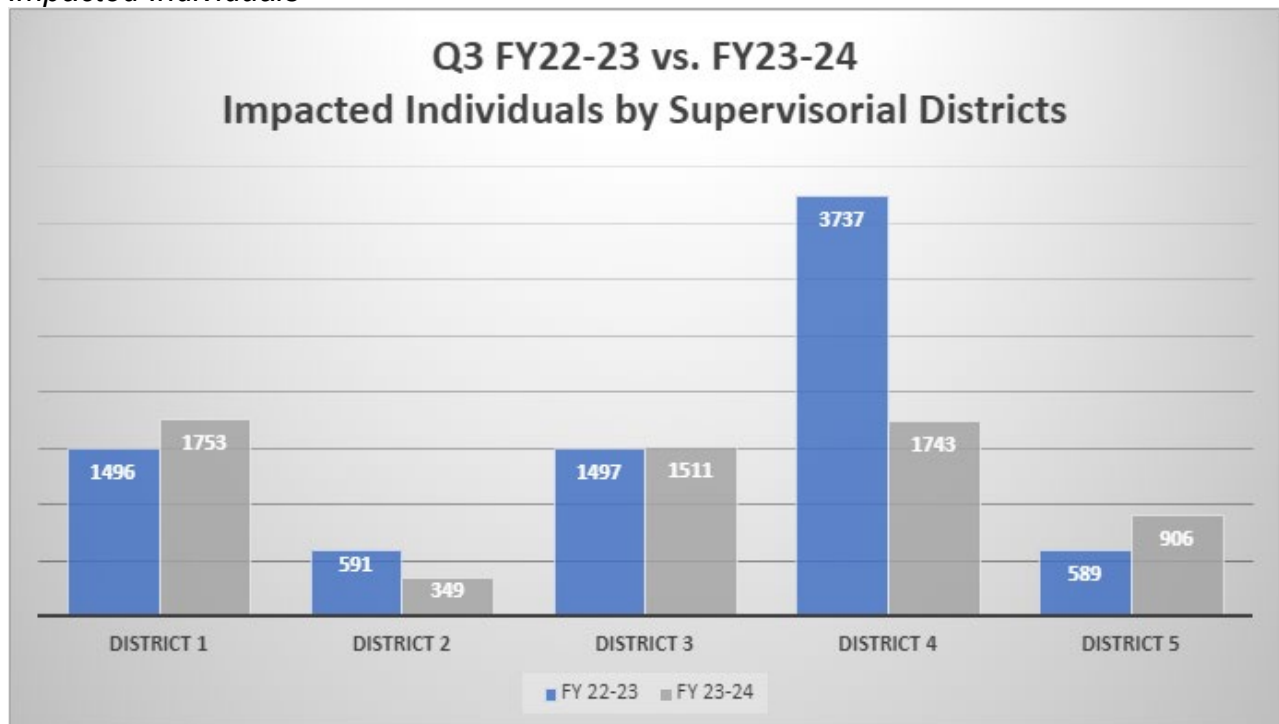
Impact by Supervisorial District

1. *Impacted Businesses*



- The **1st Supervisorial District** had a total of 43 impacted companies that spanned across 10 different industries. The Manufacturing and the Retail Trade industries were the most impacted with more than 70% of the affected businesses.
- The **2nd Supervisorial District** had a total of 10 impacted businesses. These companies span across 5 industries, including Agriculture/Forestry/Fishing/Hunting, Retail Trade, Manufacturing, Information & Transportation, and Warehousing.
- The **3rd Supervisorial District** had a total of 31 impacted businesses spanning across 9 different industries. The most affected industries included 7 businesses from Accommodation and Food Services, and 7 from Retail Trade.
- The **4th Supervisorial District** had a total of 54 impacted businesses, the most out of all supervisorial districts, spanning across 11 different industries. The top 16 of those businesses are in Retail Trade, 13 belonged to Manufacturing industry, and 7 impacted businesses are in Accommodation and Food Services.
- The **5th Supervisorial District** had a total of 27 impacted companies across 11 industries. The top 5 impacted businesses are from Transportation & Warehousing and another 5 businesses are from the Accommodation & Food Services.

2. *Impacted Individuals*



Through Q3 FY23-24, the data on the number of affected individuals indicate that:

- The **1st Supervisorial District** had 1,753 impacted individuals. The business with the most affected workers was Walmart in West Covina which laid off 237 employees after a complete store closure in February 2024. This layoff in the retail industry was just slightly larger than the next two largest layoffs, both in manufacturing: Cacique, Inc. with 230 affected workers, and PLI Holdings, Inc. dba Harvard Label, LLC. with 217 affected workers.
- The **4th Supervisorial District** had 1,743 impacted individuals, which includes 304 affected workers from Keeco, LLC in the City of Pico Rivera, and 263 individuals from Yellow Corp., and 255 individuals from VF Santa Fe Springs Distribution Center.
- The **3rd Supervisorial District** had 1,511 impacted individuals this quarter, with the largest business being Gilead Sciences, Inc. & Kite Pharma, Inc. in the City of Santa Monica with 317 impacted individuals. The next largest layoff was Activision Blizzard in the City of Santa Monica, a video game developer bought out by Microsoft in 2023.

The **5th Supervisorial District** had 906 impacted individuals. The impacted individuals were spread out over various industries including 289 impacted individuals from the Transportation & Warehousing industry with the largest business being SPS Ventures, Inc., 183 from the Manufacturing industry with the largest business being Lance Camper, Inc., and 118 from the Arts, Entertainment & Recreation industry with the largest business being Accesso.

- The **2nd Supervisorial District** had 349 impacted individuals, the lowest of all five supervisorial districts, although it had a large, 98-person layoff in the City of Compton for USF Reddaway, Inc. The impacted individuals were split between 5 industries: the largest being from the Transportation & Warehousing industry with 141 impacted individuals, the next largest being in the Agriculture/Forestry/Fishing/Hunting industry with 87 impacted individuals.

Conclusion

Through Q3 of FY 2023-24, we received a total of 61 Worker Adjustment Retraining Notifications (WARNs). In the corresponding period of FY 2022-23, we received 51 WARNs. The remainder of the businesses contacted were made up of non-WARNs, which are mostly small businesses, as identified by the AJCCs. Non-WARNs are businesses identified by full-time Rapid Response Coordinators that need services but have not submitted a WARN letter or are not required by State law to submit a WARN letter. State WARN law states businesses with 75+ employees must notify their local elected official when closing or laying off a “significant number of employees.” We provided RR services to 127 of 164, 77%, businesses that were subject to WARN. Businesses are not obligated to accept RR services even when they are obligated to submit a WARN. Businesses with 75 or more employees experiencing layoffs/closures are mandated by State law to submit a WARN.

These notices are assigned to Los Angeles County through CalJOBS, but can also come to us directly from the business by mail or email. Non-WARNs are when our AJCCs go out into the community and help a business experiencing layoffs/closure regardless of their size by providing Rapid Response services. For Q3, we had 102 non-WARNs and 62 WARNs. We serve more non-WARNs every quarter because our AJCCs have to provide Rapid Response services to a minimum of 5 businesses per month per AJCC for a total of 15 businesses, which is 180 businesses per program year. The businesses that our AJCCs have easier access to are usually retail stores, restaurants and businesses with public access.

DEO invited the Red Team (EDD Workforce Services, EDD Unemployment Insurance, Covered California, DOL and the AJCC liaisons) to all the Rapid Response events for the companies that accepted Rapid Response services. The Rapid Response events consisted of planning meetings and orientations. For those businesses with union represented employees, such as Yellow Corp., the union representatives are always invited to the planning and orientation meetings, and contact is made with our partners at the California Labor Federation.

DEO ensures that the Rapid Response team continues to collaborate with union partners from the beginning of any layoff event so that the full spectrum of services may be provided to the impacted individuals. DEO attends the annual Building Workforce Partnerships conference hosted by the California Labor Union Federation, which provides a week-long opportunity to collaborate and network with statewide labor unions on any upcoming layoffs and events. Rapid Response Coordinators are instructed to immediately contact and work with the designated union representative from the beginning of the planning process. Collaborating with unions significantly enhances the effectiveness of Rapid Response services through negotiation for worker benefits, representation and advocacy, and the leveraging of resources for impacted employees. Unions are heavily involved throughout the whole planning process for services to assist with the assessment of their members' needs, and detailed customization of wrap-around services made available to the workers.

Going forward, we are looking to improve the data collection process so that we better track outcomes and impact, such as how many were able to get unemployment insurance and other tangible resources, but most importantly, how many individuals served through Rapid Response end up in good jobs with good wages.

A summary of numbers by supervisorial district and industry can be found in *Rapid Response Activity by Supervisorial District* (Attachment I), and a full listing of organizations served, their locations, and numbers of affected employees can be found in *Rapid Response Activity Detailed Listing* (Attachment II).

KL:CP:WMW:jk:rn

Attachments:

- Attachment I – Rapid Response Activity by Supervisorial District – FY 2023-24 – Q3
- Attachment II – Rapid Response Activity Detailed Listing – FY 2023-24 – Q3



Rapid Response Activity by Supervisorial District (Attachment I)

Supervisorial District	Number of Companies	Number of Affected Employees
1	43	1753
2	9	349
3	31	1511
4	54	1743
5	27	906
Grand Total	164	6262



**Rapid Response Activity Detailed Listing
FY 2023-24
(Attachment II)**



Date DEO Assigned	Company Name	Street Address	City	Zip Code	District	Affected Employees	
07/11/23	Union Station Homeless Services	16029 Arrow Hwy.	Irwindale	91706	1	5	
07/17/23	Dollar City	4800 Whittier Blvd.	Los Angeles	90022	1	4	
07/18/23	Sevita Health	2040 N. Towne Ave.	Pomona	91767	1	5	
07/27/23	El Alacran Furniture	6434 East Whittier Blvd.	Los Angeles	90022	1	2	
07/27/23	Mary's Bridal Shop	417 West Whittier Blvd.	Montebello	90640	1	1	
08/09/23	Green Farms Market	4840 Peck Rd.	El Monte	91732	1	12	
09/05/23	PLT Holdings, Inc. dba Harvard Label, LLC.	111 North Baldwin Park Blvd.	City of Industry	91746	1	217	
09/11/23	Big Lots - La Puente	785 N Hacienda Blvd	La Puente	91744	1	20	
09/12/23	Torrid, LLC	18501 San Jose Ave.	City of Industry	91748	1	5	
09/19/23	Niagara Bottling, LLC.	1440 Bridgegate Dr.	Diamond Bar	91765	1	111	
09/19/23	Cacique, Inc.	14940 Proctor Ave.	City of Industry	91746	1	230	
09/19/23	Cacique Distributors dba Cacique Inc. -	5303 Rivergrade Rd.	Irwindale	91706	1	25	
10/10/23	Wells Fargo - Glendora	625 S. Lone Hill Ave.	Glendora	91740	1	20	
10/11/23	Shift Technologies, Inc.	85 Auto Center Dr.	Pomona	91766	1	38	
10/18/23	Rite Aid - La Puente	13905 Amar Rd	La Puente	91746	1	5	
10/23/23	Nobel House Home Furnishings, LLC. - El	4388 Shirley Ave.	El Monte	91731	1	44	
11/01/23	Roskam Baking Company dba. Organic	505 W. Allen Ave.	San Dimas	91773	1	25	
11/09/23	AHMC San Gabriel Valley Medical	438 W. Las Tunas Dr.	San Gabriel	91776	1	29	
11/21/23	Bixby Elementary School	15959 E Gale Ave.	Hacienda Heights	91745	1	22	
12/05/23	Valley Processing, a HEXPOL Company	491 Wilson Way	City of Industry	91745	1	60	
12/08/23	E.J. Lauren, LLC	2690 Pellissier Place	City of Industry	90601	1	69	
12/11/23	E.J. Lauren, LLC.	2690 Pellissier Pl.	City of Industry	90601	1	69	
12/13/23	Kaiser Foundation Hospitals- Irwindale	4900 Rivergrade Rd c 110	Irwindale	91706	1	1	
12/15/23	Emanate Health Care Center	1135 S. Sunset Ave.	West Covina	91790	1	7	
12/20/23	SoCal Pizza Holdings, LLC	3646 Nogales St., #C	West Covina	91792	1	50	
01/02/24	CitiWear	715 Rio Rancho Rd	Pomona	91766	1	10	
01/10/24	NZXT	15736 E Valley Blvd.	City of Industry	91744	1	55	
01/18/24	Trulite Glass & Aluminum Solutions, LLC.	19430 E. San Jose Ave.	City of Industry	91748	1	7	
01/31/24	Starbucks Coffee	101 W Mission Blvd.,	Pomona	91766	1	10	
02/06/24	KIPP Poder Public School	630 Leonard Ave.	Los Angeles	90022	1	30	
02/06/24	Quanex, Inc.	2300 Reservoir St.	Pomona	91766	1	4	
02/06/24	Synzi, LLC.	100 Main St.	Diamond Bar	91765	1	1	
02/15/24	KIPP Poder Public School	501 School Ave.	Los Angeles	90022	1	11	
02/23/24	Jacmar Foodservice Distribution, LLC	300 North Baldwin Park Blvd,	City of Industry	91746	1	92	
02/27/24	Walmart - West Covina	2753 E. Eastland Center Dr.	West Covina	91791	1	237	
03/07/24	AHMC San Gabriel Valley Medical	438 W. Las Tunas Dr.	San Gabriel	91776	1	3	
03/07/24	Sector	1100 W. Hollyvale Ave.	Azusa	91702	1	106	
03/13/24	AHMC San Gabriel Valley Medical	438 W. Las Tunas Dr.	San Gabriel	91776	1	62	
03/21/24	Penske Truck, Inc.	18305 E. Arenth Ave.	City of Industry	91746	1	7	
03/26/24	Family Dollar Store - El Monte	11635 Valley Blvd.	El Monte	91732	1	12	
03/26/24	The Real Good Food Company, LLC -	18910 Railroad St.	City of Industry	91748	1	21	
03/26/24	The Real Good Food Company, LLC - La	1820 Yeager Ave.	La Verne	91750	1	7	
03/27/24	Dollar Max - East L.A.	3535 E. 1st St.	Los Angeles	90063	1	2	
District 1 Total Number of Companies:						43	1753

Date DEO Assigned	Company Name	Street Address	City	Zip Code	District	Affected Employees	
07/14/23	Zoic Studios	3582 Eastham Dr,	Culver City	90232	2	75	
07/20/23	Winkontent Limited dba Monocle	8820 Washington Blvd. #105	Culver City	90232	2	2	
09/13/23	Southern Counties Express	2851 E. Las Hermanas St.	Compton	90221	2	43	
09/14/23	USF Reddaway Inc.	575 E. Weber Ave.	Compton	90022	2	98	
10/18/23	Rite Aid-West LA	4046 S. Centinela Ave.,	Los Angeles	90066	2	4	
10/23/23	Nobel House Home Furnishings, LLC.	1714 S Anderson Ave.	Compton	90220	2	27	
01/02/24	99 Cents Only Stores-Compton	1320 Alondra Blvd.	Compton	90221	2	10	
01/22/24	Plenty Unlimited, Inc.	126 E. Oris St.	Compton	90222	2	87	
03/13/24	Rite Aid- Los Angeles	11750 Wilmington Ave.	Los Angeles	90059	2	3	
District 2 Total Number of Companies:						9	349

Date DEO Assigned	Company Name	Street Address	City	Zip Code	District	Affected Employees
-------------------	--------------	----------------	------	----------	----------	--------------------



**Rapid Response Activity Detailed Listing
FY 2023-24
(Attachment II)**



07/10/23	Company 3 / Method Inc.	3401 Exposition Blvd.	Santa Monica	90404	3	79
07/21/23	Blowfish Malibu	6063 Bristol Pkwy.	Culver City	90203	3	25
07/24/23	A3 Artists Agency	8305 Sunset Blvd.	West Hollywood	90069	3	10
08/17/23	Company 3/Method Inc.	3401 Exposition Blvd	Santa Monica	90404	3	19
08/17/23	YRC Corporation	9933 Beverly Blvd	Pico Rivera	90660	3	7
08/28/23	Kitchen 24	8575 Santa Monica Blvd,	West Hollywood	90069	3	100
08/30/23	Gladstones Restaurant	17300 Pacific Coast Hwy.	Pacific Palisades	90272	3	65
08/31/23	Marco's Trattoria	8200 Santa Monica Blvd.	West Hollywood	90046	3	11
09/05/23	Roku, Inc.	2450 Colorado Blvd.	Santa Monica	90404	3	20
09/14/23	Del Frisco's Grille	1551 Ocean Ave. Suite 105	Santa Monica	90401	3	53
10/26/23	Geoffrey's and Hi-De-Ho Comics	1803 Lincoln Blvd.	Santa Monica	90404	3	10
11/01/23	Anawalt Lumber Co.	641 N. Robertson Blvd.	West Hollywood	90069	3	15
11/08/23	WeWork - 3rd St.	1453 3rd St. Promenade	Santa Monica	90401	3	10
11/08/23	WeWork - Wilshire	808 Wilshire Blvd. Suite 200	Santa Monica	90401	3	8
11/15/23	WeWork - West Hollywood	750 N. San Vicente Blvd.	West Hollywood	90069	3	5
11/16/23	Pennymac	29903 Agoura Rd.	Agoura Hills	91301	3	51
11/21/23	Jones	7205 Santa Monica Blvd.	West Hollywood	90046	3	30
11/29/23	Gilead Sciences, Inc. and Kite Pharma, Inc	2400 Broadway	Santa Monica	90404	3	317
12/01/23	Rite Aid- Agoura Hills	5747 Kanan Rd.	Agoura Hills	91301	3	4
12/07/23	Recreational Equipment Inc. (REI)	401 Santa Monica Blvd.	Santa Monica	90401	3	45
12/20/23	Bird Rides Inc.	2501 Colorado Ave.	Santa Monica	90404	3	10
01/03/24	Pacific Piston Ring Co., Inc.	3595 Eastham Dr.	Culver City	90232	3	55
01/08/24	Sweet Lady Jane	1631 Montana Ave.	Santa Monica	90403	3	7
01/10/24	Sweet Lady Jane - Calabasas	23653 Calabasas Rd.	Calabasas	91302	3	7
01/10/24	Amazon - Culver City	9336 W. Washington Blvd.	Culver City	90232	3	113
02/05/24	Activision Blizzard	2450 Colorado Avenue,	Santa Monica	90404	3	209
02/20/24	Undefeated	2654 Main St.	Santa Monica	90405	3	4
02/21/24	Snap, Inc.	3000 31st St.	Santa Monica	90405	3	122
03/04/24	Ursula's Costumes	2516 Wilshire Blvd.	Santa Monica	90403	3	4
03/06/24	Universal Music Group (UMG) Recordings, Inc.	2105 Colorado Ave.	Santa Monica	90404	3	81
03/11/24	The Body Shop, Inc. - Culver City	6000 Sepulveda Blvd. Suite 1460	Culver City	90230	3	15
District 3 Total Number of Companies:					31	1511

Date DEO Assigned	Company Name	Street Address	City	Zip Code	District	Affected Employees
07/17/23	R.A. Phillips Industries, Inc	12070 Burke St.	Santa Fe Springs	90670	4	15
07/18/23	Rosa's Fabrics	11655 Atlantic Ave.	Lynwood	90262	4	2
07/19/23	US Bank Mortgage	507 Silver Spur Rd.	Estates	90274	4	7
07/27/23	Beach St. Outlet	8615 Long Beach Blvd.	South Gate	90280	4	3
08/04/23	subsidiary Ittella International, LLC	2021 E. 52nd St.	Vernon	90058	4	20
08/07/23	Amazon Fresh - Whittier	15225 Whittier Blvd.	Whittier	90603	4	6
08/09/23	Sunrun Inc.	12830 Romandel Avenue,	Santa Fe Springs	90670	4	53
08/17/23	Eunice Party & More	6100 Atlantic Blvd. Suite #C	Maywood	90270	4	1
08/18/23	Yellow Corporation	4700 S. Eastern Ave.	Los Angeles	90040	4	263
08/24/23	Shop and Save Outlet	4237 1/2 Tweedy Blvd	South Gate	90280	4	1
08/28/23	Sorelle's Ultimate Discount	8430 State St.	South Gate	90280	4	1
09/14/23	Sunrun, Inc.	12830 Romandel Ave.	Santa Fe Springs	90670	4	3
09/19/23	PIH Health Whittier Hospital	12401 Washington Blvd.	Whittier	90602	4	30
09/26/23	Janny's Flowers	3451 Tweedy Blvd	South Gate	90280	4	2
09/28/23	2 Stars	4869 Gage Ave.	Bell	90201	4	1
09/28/23	Chavelitas Party Supply	4004 E. Slauson Ave.	Maywood	90270	4	2
09/28/23	Shaw Industries Group, Inc.	15305 Valley View Ave.	Santa Fe Springs	90670	4	40
09/28/23	Cano Health- Bell Gardens	6813 Eastern Ave.	Bell Gardens	90201	4	6
09/28/23	Cano Health- Huntington Park	7705 Seville Ave. Suite B	Huntington Park	90255	4	3



**Rapid Response Activity Detailed Listing
FY 2023-24
(Attachment II)**



10/03/23	JB Hunt Transport, Inc.	15066 Shoemaker Ave.	Santa Fe Springs	90670	4	8
10/05/23	JB Hunt Transport, Inc. - Pico Rivera	8400 Slauson Ave.	Pico Rivera	90660	4	5
10/12/23	New York Nails	8405 State St,	South Gate	280	4	2
10/12/23	Estrella State Flower	8401 State Street.	South Gate	90280	4	3
10/16/23	Carbon Health	11806 Whittier Blvd Suites A&B	Whittier	90601	4	14
10/18/23	Rite Aid-La Mirada	15800 Imperial Hwy.	La Mirada	90638	4	5
10/18/23	Rite Aid-Alhambra	920 E Valley Blvd.	Alhambra	91801	4	5
10/24/23	Kehe Distributors, LLC.	5560 East Slauson Ave.	Commerce	90040	4	8
11/06/23	Daisy's Beauty Salon and Supply	3020 E Florence Ave.	Huntington Park	90255	4	1
11/08/23	Daiso Distribution Center	16400 Trojan Way	La Mirada	90638	4	74
11/21/23	GE United Technologies, LLC.	3019 Vail Ave.	Commerce	90040	4	188
11/27/23	Coffee & Chisme	8450 State St.	South Gate	90280	4	2
12/04/23	Vertical Supply Group	12519 Putman St.	Whittier	90602	4	7
12/11/23	VF Santa Fe Springs Distribution Center	15700 Shoemaker Ave.	Santa Fe Springs	90670	4	255
12/11/23	Mexican Yarns Factory	6217 Pacific Blvd.	Huntington Park	90255	4	2
12/13/23	Escon Corporation	7222 E. Gage Ave.	Commerce	90040	4	15
12/20/23	SoCal Pizza Holdings, LLC	7000 Atlantic Ave	Bell	90201	4	50
12/28/23	Hexpol	491 Wilson Way,	City Of Industry	91744	4	60
01/04/24	United Legwear	12252 Whittier Blvd.	Whittier	90602	4	93
01/16/24	La Tiendita	8100 California Ave #F	South Gate	CA, 90280	4	1
01/16/24	Estrella State Flower	8401 State Street South Gate, Ca	Los Angeles	90280	4	1
01/18/24	Dynaflex Products	2253 Saybrook	Commerce	90040	4	14
01/24/24	Fashion Nova Logistics, LLC.	12588 Florence Ave.	Santa Fe Springs	90670	4	5
02/06/24	KIPP Pueblo Unido - Huntington Park	5770 Pacific Blvd.	Huntington Park	90255	4	28
02/06/24	KIPP Pueblo Unido - Maywood	3759 E. 57th St.	Maywood	90270	4	30
02/09/24	Leggett & Platt Inc	4542 East Dunham Street,	Commerce	90040	4	55
02/15/24	Leggett & Platt, Inc.-South Gate	4070 Ardmore Ave.	South Gate	90280	4	14
02/28/24	KEECO, LLC.	8500 Rex Rd.	Pico Rivera	90660	4	304
03/05/24	LAX Tacos	2701 Firestone Blvd. # B	South Gate	90280	4	2
03/07/24	Original Antonio's Pizza-Deli	114 Sumner Ave.	Avalon	90704	4	5
03/07/24	Catalina Courtyard Suites	108 Marilla Ave.	Avalon	90704	4	5
03/07/24	Mrs. T's Chinese Kitchen & Avalon Bake Shop	120 Catalina Ave.	Avalon	90704	4	5
03/07/24	Original Jack's County Kitchen	118 Catalina Ave.	Avalon	90704	4	5
03/13/24	Rite Aid- South Gate	9715 Otis St.	South Gate	90280	4	4
03/26/24	Family Dollar-Bell	3705 Gage Ave.	Bell	90201	4	9
District 4 Total Number of Companies:						54
						1743

Date DEO Assigned	Company Name	Street Address	City	Zip Code	District	Affected Employees
07/12/23	Accesso	26101 Magic Mountain Pkwy.	Valencia	91355	5	111
08/07/23	Amazon Fresh - La Verne	2229 Foothill Blvd.	La Verne	91750	5	5
09/14/23	Sunrun, Inc. Palmdale	38940 Trade Center Dr.	Palmdale	93551	5	24
09/26/23	Ducommun Aerostructures Inc.	801 Royal Oaks Drive	Monrovia	91016	5	75
10/13/23	Palmdale Regional Medical Center	38600 Medical Center Dr.	Palmdale	93551	5	80
10/17/23	Transdev Services, Inc.	422110 6th St.	Lancaster	93534	5	7
12/06/23	Eclipse Advantage, LLC.	2801 W. Avenue H	Lancaster	93536	5	27
12/07/23	SPS Ventures, Inc.	21420 Needham Ranch Pkwy.	Santa Clarita	91321	5	162
12/13/23	Synergy School of Arts & Technology	44950 Valley Central Way Building 1	Lancaster	93536	5	35
12/14/23	Gino's Italian Restaurant	44343 Challenger Way	Lancaster	93535	5	14
12/18/23	JVS SoCal - Equity for Special Populations	1420 W. Ave I	Lancaster	93534	5	1
12/20/23	SoCal Pizza Holdings, LLC	220 E. Palmdale Blvd.	Palmdale	93550	5	50
01/03/24	Lance Camper Mfg. Corp.	43120 Venture St	Lancaster	93535	5	123
01/04/24	Main Phase Collectables	44628 10th St. W.	Lancaster	93534	5	7
02/05/24	Hollingsworth LLC	1011 Lockheed Way,	Palmdale	93599	5	15



**Rapid Response Activity Detailed Listing
FY 2023-24
(Attachment II)**



02/06/24	Shadow Holdings, LLC d/b/a Bright Innovation Labs	26455 Ruether Ave.	Santa Clarita	91350	5	60
02/21/24	Mattress Firm	729 W. Rancho Vista Blvd.	Palmdale	93551	5	2
02/22/24	Jackson STEAM Magnet Elementary	593 W. Woodbury Rd.	Altadena	91001	5	15
02/23/24	Altadena Arts Magnet School	743 E Calaveras St.	Altadena	91001	5	10
02/23/24	ACRT Pacific	25625 Rye Canyon Rd,	Valencia	91355	5	7
02/26/24	BTS	600 Technology Dr.	Palmdale	93551	5	30
02/26/24	University of Antelope Valley	44055 Sierra Hwy.	Lancaster	93534	5	15
02/28/24	Claim Jumper Steakhouse & Bar	1247 W. Avenue P	Palmdale	93551	5	12
03/01/24	Black N Blue	24300 Town Center Dr. #110	Valencia	91355	5	3
03/11/24	The Body Shop, Inc. - Valencia	24201 W. Valencia Blvd.	Valencia	91355	5	14
03/13/24	Mayflower Gardens: Retirement Community	6570 W. Ave L12	Lancaster	93536	5	1
03/27/24	Texas Cattle Company	44206 10th Street W.	Lancaster	93535	5	1
District 5 Total Number of Companies: 27						906