

department of economic opportunity

COUNTY OF LOS ANGELES

BOARD OF BOARD OF SUPERVISORS

Hilda L. Solis
Holly J. Mitchell
Lindsey P. Horvath
Janice Hahn
Kathryn Barger

EXECUTIVE LEADERSHIP

Kelly LoBianco
Director

Jessica Kim
Chief Deputy

GET IN TOUCH

510 S. Vermont Avenue
Los Angeles, CA 90020
opportunity.lacounty.gov
deo@opportunity.lacounty.gov
844-777-2059

America's Job Centers:
(888) 226-6300
Office of Small Business:
(800) 432-4900

March 29, 2024

TO: Los Angeles County Workforce Development Board

Cheren Kochen

FROM: Cheren Kochen – Executive Director
Los Angeles County Workforce Development Board

SUBJECT: Workforce Innovation and Opportunity Act (WIOA) Rapid
Response Update: Q2 FY 2023-24

This memo serves to provide a summary overview of our WIOA Rapid Response (RR) services through the Second Quarter (Q2) of fiscal year (FY) 2023-24.

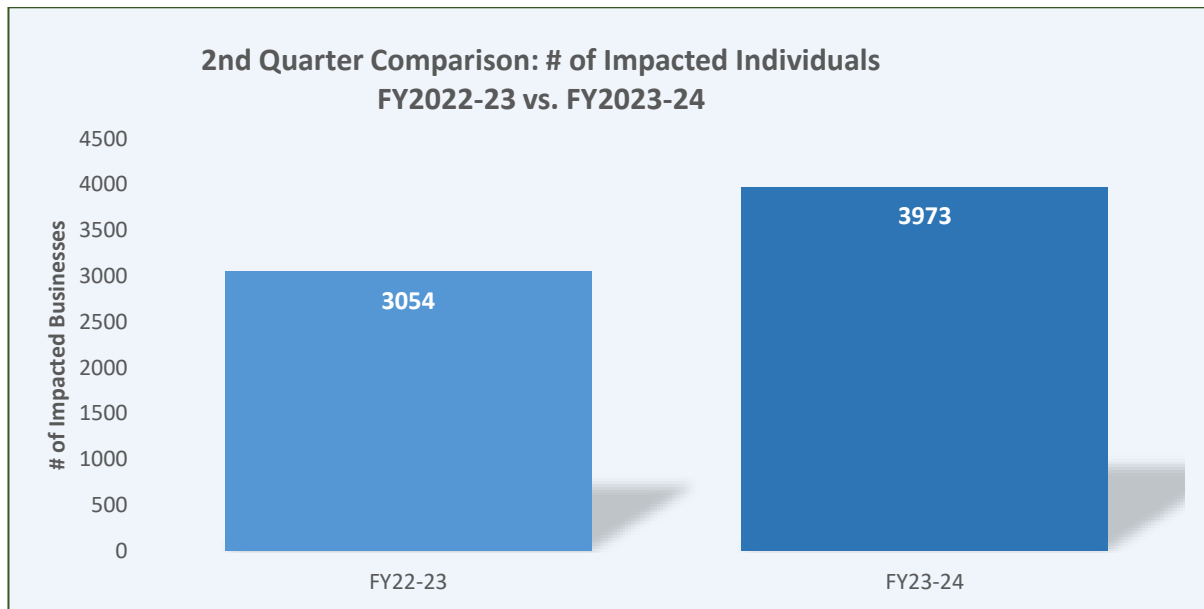
RR Overview

The Antelope Valley, Pomona Valley, and Southeast LA America's Job Centers of California (AJCCs) serve as the Los Angeles County Local Workforce Development Area's (LDWA) RR teams that offer information on financial benefits, training, and reemployment services to layoff-impacted individuals and struggling businesses.

From July 2023 through December 2023, the collective team reached 101 businesses and assisted 3,973 individuals by connecting them to RR Program resources, such as unemployment benefits, health insurance coverage, retirement and financial planning, career, and training services, through partners including CA Employment Development Department (EDD) Workforce Services, EDD Unemployment Insurance, Covered California, Department of Labor and the local AJCC. This represents an 18% decrease in the number of businesses compared to 118 businesses through Q2 FY 2022-23, and a 30% increase in the number of individuals compared to the 3,054 individuals assisted through the second quarter of FY 2022-23. Gilead Sciences, Inc. (317), GE United Technologies, LLC. (188), and VF Santa Fe Springs. These numbers accurately depict the increase in larger businesses closing down and undergoing mass layoff events, in comparison to what we saw during the same period last year.



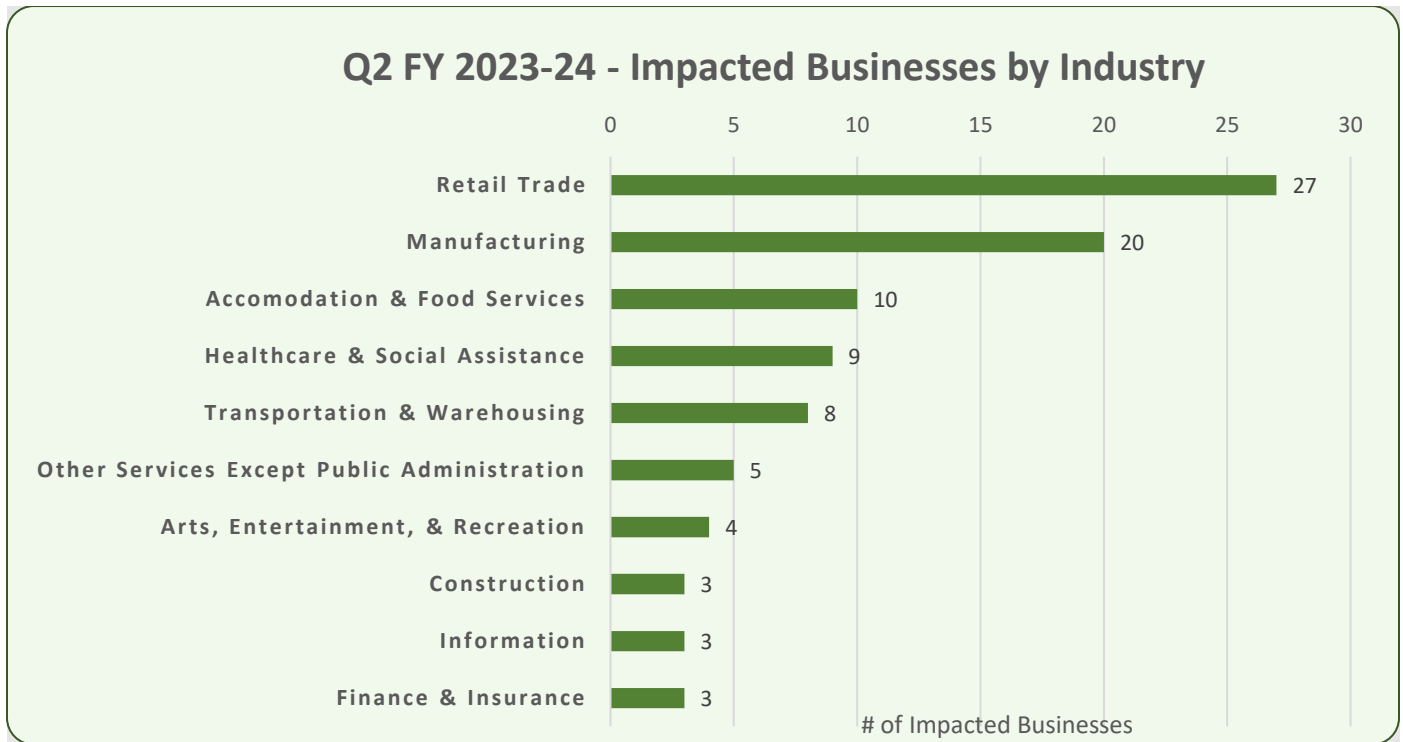
Distribution (255) layoffs that impacted 760 individuals occurred in the second quarter of FY 2023-24, which contributed to the increase in comparison to FY 2022-23.



Impact by Industry

1. *Impacted Businesses by Industry*

Based on the number of businesses that were impacted across various industries, the Retail Trade industry had the highest at 27 businesses impacted. The Manufacturing industry ranked second with 20 businesses impacted, while the Accommodation & Food Services industry ranked third with 10 businesses impacted. According to Los Angeles Economic Development Corporation’s 2024 Economic Forecast report, the retail industry doesn’t make it to the top 10 Employment Growth by Industries for 2023-2025, and Manufacturing is the last on the list.



2. *Impacted Individuals by Industry*

In terms of the number of employees affected, the Manufacturing industry was the most impacted, reaching 1,566 displaced workers. This was due to the large layoff by Gilead Sciences, Inc. in the second quarter with a total of 317 affected workers. Of those, 213 were in administrative/management roles, 91 held scientific operations positions with various titles, and 13 were engineer positions. The Transportation and Warehousing industry was the second most impacted (660 individuals) which had the second largest layoff through second quarter by Yellow Inc. For Yellow, Inc., 19 impacted individuals were from the Administration/Management positions and 244 individuals were drivers, dock workers and mechanics. In LAEDC’s 2024 Economic Forecast report, it indicates that between 2023 and 2024, it is expected that the Manufacturing industry will lose 17,100 workers.

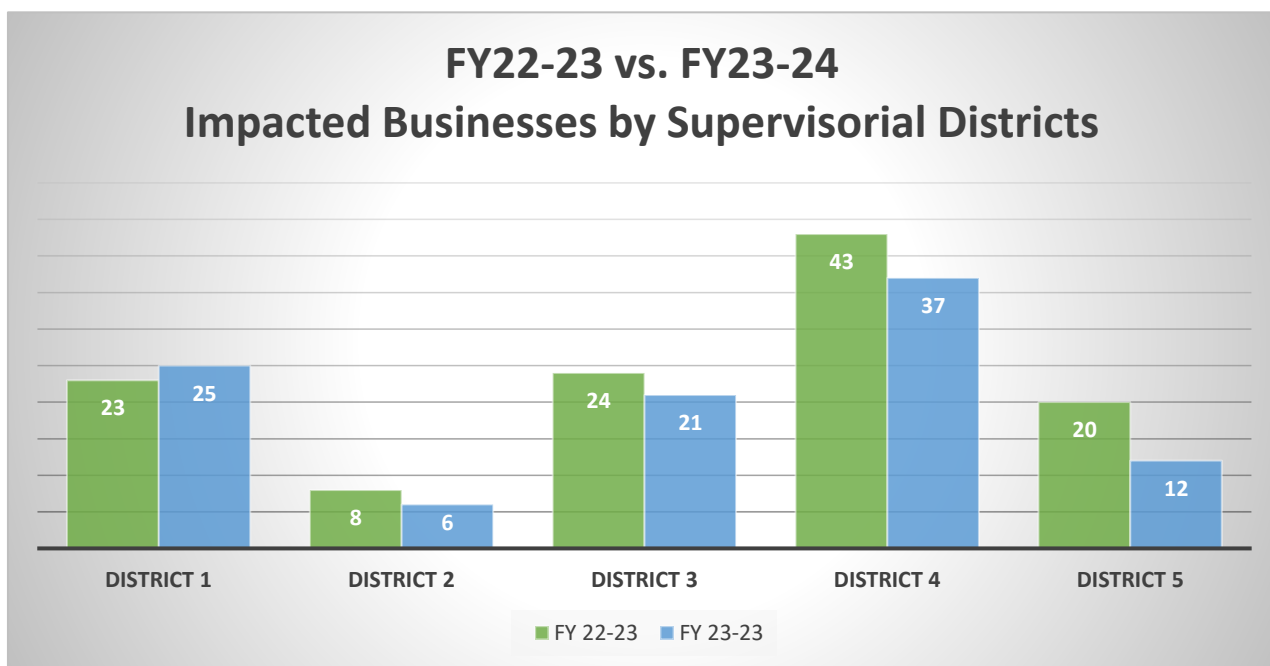
3. *Top 10 Impacted Businesses by Individual*

Gilead Sciences, Inc. and Kite Pharma, Inc. collectively known as “Gilead” had the largest layoff in this quarter, with 317 affected employees. Located at two separate locations in the City of Santa Monica in the 3rd Supervisorial District, Gilead Sciences, Inc. is classified under the Manufacturing industry. The workforce sectors impacted in this layoff included all positions at the facility, such as management, engineers, and analysts. The organization announced a “refreshed business strategy” that included a reorganization and cut of about 7% of their workforce which resulted in these layoffs

in February 2024. Yellow, Inc. had the second largest layoff in this quarter, with 263 affected employees. Located in the City of Los Angeles in the 4th Supervisorial District, Yellow, Inc. is classified under the Transportation and Warehousing industry. Yellow, Inc. layoff was part of a nationwide layoff that affected over 10,000 individuals. The company closed all operating facilities on August 18, 2023, without any prior notice to employees and local officials. To ensure the dislocated workers were provided with all the resources required to successfully transition to new positions after the layoffs, Rapid Response team worked closely with the Union representatives and other AJCC liaisons to connect the 13 employees that attended the orientation with available training opportunities in their local AJCCs. Employee participation was very low due to the sudden company closure without notice to employees, local officials, nor the State EDD, as is required by law.

Impact by Supervisorial District

1. *Impacted Businesses*

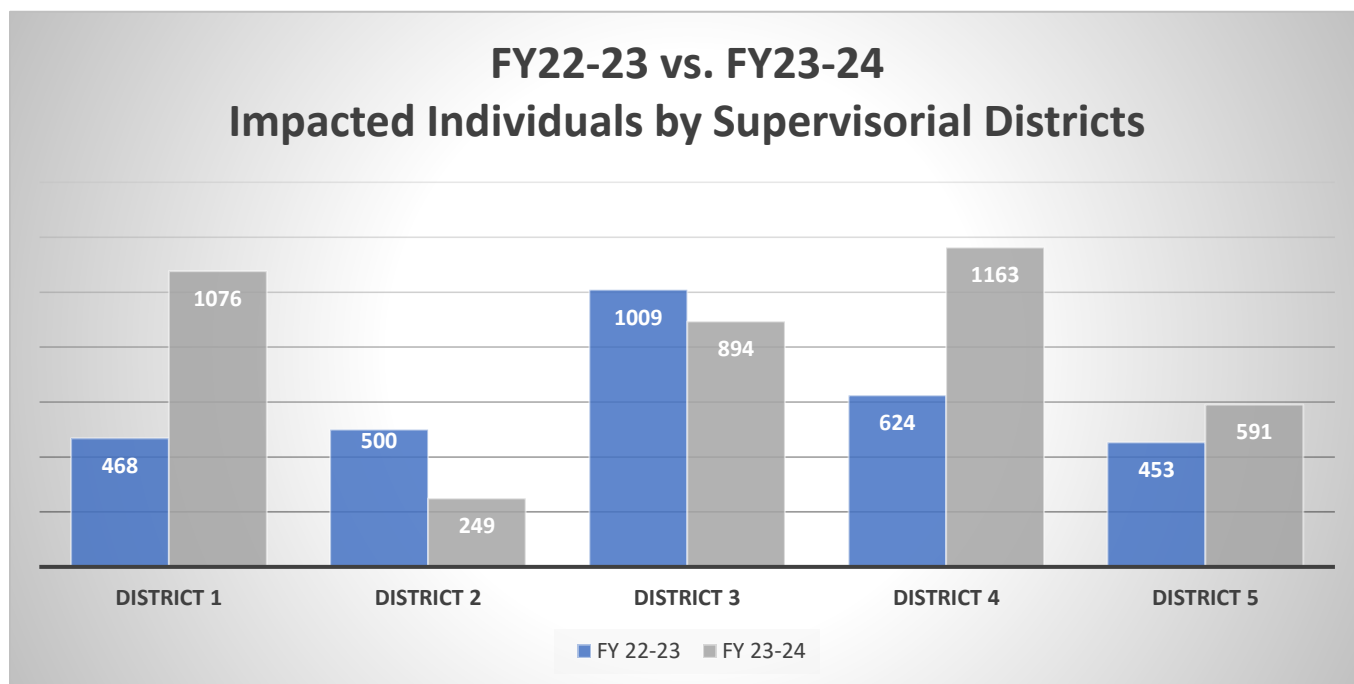


- The **1st Supervisorial District** had a total of 25 impacted companies that spanned across 7 different industries. Manufacturing and Retail Trade industries were the most impacted with almost 70% of the affected businesses.
- The **2nd Supervisorial District** had a total of 6 impacted businesses. These companies spanned across 4 industries, including Retail Trade, Manufacturing, Information & Transportation, and Warehousing industries.
- The **3rd Supervisorial District** had a total of 21 impacted businesses that spanned across 8 different industries. The most affected industries included 5 businesses from Accommodation and Food Services industry, 5 from Retail Trade, 3 from Arts, Entertainment & Recreation, and 3 from Real

Estate & Rental Leasing.

- The **4th Supervisorial District** had a total of 37 impacted businesses, the most out of all SDs, spanning across 11 different industries. The top 12 of those businesses are in Retail, 8 belonged to Manufacturing Industry, and 4 impacted businesses are in Healthcare.
- The **5th Supervisorial District** had a total of 12 impacted companies, across 9 industries. The top 3 impacted businesses are from Transportation & Warehousing and 2 are from the Accommodation & Food Services.

2. Impacted Individuals



Through 2nd Quarter FY23-24, the data on the number of affected individuals indicate that:

- The **4th Supervisorial District** had 1,163 impacted individuals, which includes 263 individuals from Yellow, Inc., 255 individuals from VF Santa Fe Springs Distribution Center, and 188 individuals from GE United Technologies, LLC.
- The **1st Supervisorial District** had 1,076 impacted individuals. With the top three impacted businesses all belonging to the industry with the greatest number of impacted businesses as well, Manufacturing. This included 230 impacted individuals from Cacique, Inc., 217 impacted individuals from Harvard Label, Inc., and 111 impacted individuals from Niagara Bottling Inc.
- The **3rd Supervisorial District** had 894 impacted individuals this quarter, with the largest business

being Gilead Sciences, Inc. & Kite Pharma, Inc. in the City of Santa Monica with 317 impacted individuals. This is over 300% more than the next largest layoff of 100 affected individuals at Kitchen24 in the City of West Hollywood.

- The **2nd Supervisorial District** had 249 impacted individuals. The impacted individuals were split between 4 industries: the largest being from the Transportation & Warehousing industry with 141 impacted individuals, the next largest being in the Information industry with 75 impacted individuals.
- The **5th Supervisorial District** had 591 impacted individuals. The impacted individuals were spread out over various industries including 244 impacted individuals from the Transportation & Warehousing industry, 111 from the Arts, Entertainment & Recreation industry, and 80 impacted individuals from the Healthcare & Social Assistance industry.

Conclusion

It is important to note that the numbers reflected in this report do not encompass all Rapid Response efforts in the Los Angeles Basin, as the other six (6) Workforce Development Boards (WDBs) also serve the businesses in their respective LWDA through Rapid Response. DEO and its Rapid Response teams constantly coordinate with each of the other WDBs to ensure a smooth process and mitigate confusion for the businesses. Such close collaboration with the other WDBs, combined with their own dedicated Rapid Response funding and staffing ensures a suitable countywide response to layoffs and closures across all supervisorial districts.

Through the second quarter of FY 2023-24, we received a total of 47 Worker Adjustment Retraining Notifications (WARNs). In the corresponding period of FY 2022-23, we received only 36 WARNs. The remainder of the businesses contacted were made up of non-WARNs by the AJCCs, which are mostly small businesses, as identified by the AJCCs. Non-WARNs are businesses identified by full-time Rapid Response Coordinators that need services but have not submitted a WARN letter or are not required by State law to submit a WARN letter.

DEO invited the Red Team (EDD Workforce Services, EDD Unemployment Insurance, Covered California, Department of Labor and the AJCC Liaisons) to all the Rapid Response events for the companies that accepted Rapid Response services. The Rapid Response events consisted of planning meetings and orientations. For those businesses with union represented employees, such as Yellow Trucking Inc., the union representatives are always invited to the planning and orientation meetings, as well as contact is made with our partners at the California Labor Federation.

DEO ensures that the Rapid Response team continues to collaborate with union partners from the beginning of any layoff event so that the full spectrum of services may be provided to the impacted individuals. DEO attends the annual Building Workforce Partnerships conference hosted by the California Labor Union Federation, which provides a weeklong opportunity to collaborate and network with statewide labor unions on any upcoming layoffs and events. Rapid Response Coordinators are instructed to immediately contact and work with the designated union representative from the beginning of the planning process. Collaborating with unions significantly enhances the effectiveness of Rapid Response services through negotiation for worker benefits, representation and advocacy, and the leveraging of resources for impacted employees.

Unions are heavily involved throughout the whole planning process for services to assist with the assessment of their member's needs and detailed customization of wrap-around services made available to the workers.

A summary of numbers by Supervisorial District and Industry can be found in *Rapid Response Activity by Supervisorial District* (Attachment I), and a full listing of organizations served, their locations, and numbers of affected employees can be found in *Rapid Response Activity Detailed Listing* (Attachment II).

CC: Kelly LoBianco – Director
County of Los Angeles Department of Economic Opportunity

Attachments:

Attachment I – Rapid Response Activity by Supervisorial District – FY 2023-24 – 2nd Quarter

Attachment II – Rapid Response Activity Detailed Listing – FY 2023-24 – 2nd Quarter



Rapid Response Activity by Supervisorial District (Attachment I)

Supervisorial District	Number of Companies	Number of Affected Employees
1	25	1,076
2	6	249
3	21	894
4	37	1,163
5	12	591
Grand Total	101	3,973

Rapid Response Report by Supervisorial District with Industries July 2023-December 2023

Supervisorial District 1							
Date DEO Assigned	Company Name	Street Address	City	Zip Code	Affected Employees	Industry Type	Received Services
07/11/23	Union Station Homeless Services	16029 Arrow Hwy.	Irwindale	91706	5	81_Other_Services_Except_Public_Administration	Yes
07/17/23	Dollar City	4800 Whittier Blvd.	Los Angeles	90022	4	44_45_Retail_Trade	Yes
07/18/23	Sevita Health	2040 N. Towne Ave.	Pomona	91767	5	62_Healthcare_and_Social_Assistance	Yes
07/27/23	El Alacran Furniture	6434 East Whittier Blvd.	Los Angeles	90022	2	44_45_Retail_Trade	Yes
07/27/23	Mary's Bridal Shop	417 West Whittier Blvd.	Montebello	90640	1	31_33_Manufacturing	Yes
08/09/23	Green Farms Market	4840 Peck Rd.	El Monte	91732	12	44_45_Retail_Trade	Yes
09/05/23	PLI Holdings, Inc. dba Harvard Label, LLC.	111 North Baldwin Park Blvd.	City of Industry	91746	217	31_33_Manufacturing	Yes
09/11/23	Big Lots - La Puente	785 N Hacienda Blvd	La Puente	91744	20	44_45_Retail_Trade	Yes
09/12/23	Torrid, LLC	18501 San Jose Ave.	City of Industry	91748	5	44_45_Retail_Trade	Yes
09/19/23	Niagara Bottling, LLC.	1440 Bridgegate Dr.	Diamond Bar	91765	111	31_33_Manufacturing	No
09/19/23	Cacique, Inc.	14940 Proctor Ave.	City of Industry	91746	230	31_33_Manufacturing	Yes
09/19/23	Cacique Distributors dba Cacique Inc. - Irwindale	5303 Rivergrade Rd.	Irwindale	91706	25	31_33_Manufacturing	Yes
10/10/23	Wells Fargo - Glendora	625 S. Lone Hill Ave.	Glendora	91740	20	52_Finance_and_Insurance	Yes
10/11/23	Shift Technologies, Inc.	85 Auto Center Dr.	Pomona	91766	38	44_45_Retail_Trade	No
10/18/23	Rite Aid - La Puente	13905 Amar Rd	La Puente	91746	5	44_45_Retail_Trade	Yes
10/23/23	Nobel House Home Furnishings, LLC. - El Monte	4388 Shirley Ave.	El Monte	91731	44	31_33_Manufacturing	No
11/01/23	Roskam Baking Company dba. Organic Milling	505 W. Allen Ave.	San Dimas	91773	25	31_33_Manufacturing	Yes
11/09/23	AHMC San Gabriel Valley Medical Center LP.	438 W. Las Tunas Dr.	San Gabriel	91776	29	62_Healthcare_and_Social_Assistance	Yes
11/21/23	Bixby Elementary School	15959 E Gale Ave.	Hacienda Heights	91745	22	61_Educational_Services	Yes
12/05/23	Valley Processing, a HEXPOL Company	491 Wilson Way	City of Industry	91745	60	31_33_Manufacturing	No
12/08/23	E.J. Lauren, LLC	2690 Pellissier Place	City of Industry	90601	69	44_45_Retail_Trade	No
12/11/23	E.J. Lauren, LLC.	2690 Pellissier Pl.	City of Industry	90601	69	31_33_Manufacturing	Yes
12/13/23	Kaiser Foundation Hospitals- Irwindale	4900 Rivergrade Rd c 110	Irwindale	91706	1	62_Healthcare_and_Social_Assistance	No
12/15/23	Emanate Health Care Center	1135 S. Sunset Ave.	West Covina	91790	7	62_Healthcare_and_Social_Assistance	Yes
12/20/23	SoCal Pizza Holdings, LLC	3646 Nogales St., #C	West Covina	91792	50	72_Accommodation_and_Food_Services	No
District 1 Total Number of Companies:		25			1076		

Rapid Response Report by Supervisorial District with Industries July 2023-December 2023

Supervisorial District 2							
Date DEO Assigned	Company Name	Street Address	City	Zip Code	Affected Employees	Industry Type	Received Services
07/14/23	Zoic Studios	3582 Eastham Dr,	Culver City	90232	75	51_Information	No
07/20/23	Winkontent Limited dba Monocle	8820 Washington Blvd. #105	Culver City	90232	2	51_Information	No
09/13/23	Southern Counties Express	2851 E. Las Hermanas St.	Compton	90221	43	48_49_Transportation_and_Warehousing	No
09/14/23	USF Reddaway Inc.	575 E. Weber Ave.	Compton	90022	98	48_49_Transportation_and_Warehousing	No
10/18/23	Rite Aid-West LA	4046 S. Centinela Ave.,	Los Angeles	90066	4	44_45_Retail_Trade	Yes
10/23/23	Nobel House Home Furnishings, LLC.	1714 S Anderson Ave.	Compton	90220	27	31_33_Manufacturing	No
District 2 Total Number of Companies:		6			249		

Supervisorial District 3							
Date DEO Assigned	Company Name	Street Address	City	Zip Code	Affected Employees	Industry Type	Received Services
07/10/23	Company 3 / Method Inc.	3401 Exposition Blvd.	Santa Monica	90404	79	71_Arts_Entertainment_and_Recreation	Yes
07/21/23	Blowfish Malibu	6063 Bristol Pkwy.	Culver City	90203	25	31_33_Manufacturing	Yes
07/24/23	A3 Artists Agency	8305 Sunset Blvd.	West Hollywood	90069	10	71_Arts_Entertainment_and_Recreation	Yes
08/17/23	Company 3/Method Inc.	3401 Exposition Blvd	Santa Monica	90404	19	71_Arts_Entertainment_and_Recreation	Yes
08/17/23	YRC Corporation	9933 Beverly Blvd	Pico Rivera	90660	7	48_49_Transportation_and_Warehousing	
08/28/23	Kitchen 24	8575 Santa Monica Blvd,	West Hollywood	90069	100	72_Accommodation_and_Food_Services	Yes
08/30/23	Gladstones Restaurant	17300 Pacific Coast Hwy.	Pacific Palisades	90272	65	72_Accommodation_and_Food_Services	No
08/31/23	Marco's Trattoria	8200 Santa Monica Blvd.	West Hollywood	90046	11	72_Accommodation_and_Food_Services	No
09/05/23	Roku, Inc.	2450 Colorado Blvd.	Santa Monica	90404	20	51_Information	Yes
09/14/23	Del Frisco's Grille	1551 Ocean Ave. Suite 105	Santa Monica	90401	53	72_Accommodation_and_Food_Services	No
10/26/23	Geoffrey's and Hi-De-Ho Comics	1803 Lincoln Blvd.	Santa Monica	90404	10	44_45_Retail_Trade	Yes
11/01/23	Anawalt Lumber Co.	641 N. Robertson Blvd.	West Hollywood	90069	15	44_45_Retail_Trade	Yes
11/08/23	WeWork - 3rd St.	1453 3rd St. Promenade	Santa Monica	90401	10	53_Real_Estate_and_Rental_Leasing	Yes
11/08/23	WeWork - Wilshire	808 Wilshire Blvd. Suite 200	Santa Monica	90401	8	53_Real_Estate_and_Rental_Leasing	Yes
11/15/23	WeWork - West Hollywood	750 N. San Vicente Blvd.	West Hollywood	90069	5	53_Real_Estate_and_Rental_Leasing	Yes
11/16/23	Pennymac	29903 Agoura Rd.	Agoura Hills	91301	51	52_Finance_and_Insurance	Yes
11/21/23	Jones	7205 Santa Monica Blvd.	West Hollywood	90046	30	72_Accommodation_and_Food_Services	Yes
11/29/23	Gilead Sciences, Inc. and Kite Pharma, Inc	2400 Broadway	Santa Monica	90404	317	31_33_Manufacturing	Yes
12/01/23	Rite Aid- Agoura Hills	5747 Kanan Rd.	Agoura Hills	91301	4	44_45_Retail_Trade	Yes
12/07/23	Recreational Equipment Inc. (REI)	401 Santa Monica Blvd.	Santa Monica	90401	45	44_45_Retail_Trade	No
12/20/23	Bird Rides Inc.	2501 Colorado Ave.	Santa Monica	90404	10	44_45_Retail_Trade	Yes
District 3 Total Number of Companies:		21			894		

Rapid Response Report by Supervisorial District with Industries July 2023-December 2023

Supervisorial District 4							
Date DEO Assigned	Company Name	Street Address	City	Zip Code	Affected Employees	Industry Type	Received Services
07/17/23	R.A. Phillips Industries, Inc	12070 Burke St.	Santa Fe Springs	90670	15	31_33_Manufacturing	No
07/18/23	Rosa's Fabrics	11655 Atlantic Ave.	Lynwood	90262	2	31_33_Manufacturing	Yes
07/19/23	US Bank Mortgage	507 Silver Spur Rd.	Rolling Hills Estates	90274	7	52_Finance_and_Insurance	Yes
07/27/23	Beach St. Outlet	8615 Long Beach Blvd.	South Gate	90280	3	44_45_Retail_Trade	Yes
08/04/23	Tattooed Chef, Inc., wholly owned subsidiary Ittella International, LLC	2021 E. 52nd St.	Vernon	90058	20	31_33_Manufacturing	Yes
08/07/23	Amazon Fresh - Whittier	15225 Whittier Blvd.	Whittier	90603	6	44_45_Retail_Trade	No
08/09/23	Sunrun Inc.	12830 Romandel Avenue,	Santa Fe Springs	90670	53	23_Construction	Yes
08/17/23	Eunice Party & More	6100 Atlantic Blvd. Suite #C	Maywood	90270	1	44_45_Retail_Trade	Yes
08/18/23	Yellow Corporation	4700 S. Eastern Ave.	Los Angeles	90040	263	48_49_Transportation_and_Warehousing	Yes
08/24/23	Shop and Save Outlet	4237 1/2 Tweedy Blvd	South Gate	90280	1	44_45_Retail_Trade	Yes
08/28/23	Sorelle's Ultimate Discount	8430 State St.	South Gate	90280	1	44_45_Retail_Trade	Yes
09/14/23	Sunrun, Inc.	12830 Romandel Ave.	Santa Fe Springs	90670	3	23_Construction	No
09/19/23	PIH Health Whittier Hospital	12401 Washington Blvd.	Whittier	90602	30	62_Healthcare_and_Social_Assistance	Yes
09/26/23	Janny's Flowers	3451 Tweedy Blvd	South Gate	90280	2	44_45_Retail_Trade	No
09/28/23	2 Stars	4869 Gage Ave.	Bell	90201	1	44_45_Retail_Trade	Yes
09/28/23	Chavelitas Party Supply	4004 E. Slauson Ave.	Maywood	90270	2	81_Other_Services_Except_Public_Administration	Yes
09/28/23	Shaw Industries Group, Inc.	15305 Valley View Ave.	Santa Fe Springs	90670	40	31_33_Manufacturing	No
09/28/23	Cano Health- Bell Gardens	6813 Eastern Ave.	Bell Gardens	90201	6	62_Healthcare_and_Social_Assistance	No
09/28/23	Cano Health- Huntington Park	7705 Seville Ave. Suite B	Huntington Park	90255	3	62_Healthcare_and_Social_Assistance	Yes
10/03/23	JB Hunt Transport, Inc.	15066 Shoemaker Ave.	Santa Fe Springs	90670	8	42_Wholesale Trade	Yes
10/05/23	JB Hunt Transport, Inc. - Pico Rivera	8400 Slauson Ave.	Pico Rivera	90660	5	48_49_Transportation_and_Warehousing	Yes
10/12/23	New York Nails	8405 State St,	South Gate	280	2	81_Other_Services_Except_Public_Administration	Yes
10/12/23	Estrella State Flower	8401 State Street.	South Gate	90280	3	44_45_Retail_Trade	Yes
10/16/23	Carbon Health	11806 Whittier Blvd Suites A&B	Whittier	90601	14	62_Healthcare_and_Social_Assistance	No
10/18/23	Rite Aid-La Mirada	15800 Imperial Hwy.	La Mirada	90638	5	44_45_Retail_Trade	Yes
10/18/23	Rite Aid-Alhambra	920 E Valley Blvd.	Alhambra	91801	5	44_45_Retail_Trade	Yes
10/24/23	Kehe Distributors, LLC.	5560 East Slauson Ave.	Commerce	90040	8	31_33_Manufacturing	Yes
11/06/23	Daisy's Beauty Salon and Supply	3020 E Florence Ave.	Huntington Park	90255	1	81_Other_Services_Except_Public_Administration	Yes
11/08/23	Daiso Distribution Center	16400 Trojan Way	La Mirada	90638	74	44_45_Retail_Trade	No
11/21/23	GE United Technologies, LLC.	3019 Vail Ave.	Commerce	90040	188	54_Professional_Scientific_and_Technical_Services	Yes

Rapid Response Report by Supervisorial District with Industries July 2023-December 2023

11/27/23	Coffee & Chisme	8450 State St.	South Gate	90280	2	72_Accommodation_and_Food_Services	Yes
12/04/23	Vertical Supply Group	12519 Putman St.	Whittier	90602	7	42_Wholesale Trade	No
12/11/23	VF Santa Fe Springs Distribution Center	15700 Shoemaker Ave.	Santa Fe Springs	90670	255	31_33_Manufacturing	No
12/11/23	Mexican Yarns Factory	6217 Pacific Blvd.	Huntington Park	90255	2	44_45_Retail_Trade	Yes
12/13/23	Escon Corporation	7222 E. Gage Ave.	Commerce	90040	15	31_33_Manufacturing	Yes
12/20/23	SoCal Pizza Holdings, LLC	7000 Atlantic Ave	Bell	90201	50	72_Accommodation_and_Food_Services	Yes
12/28/23	Hexpol	491 Wilson Way,	City Of Industry	91744	60	31_33_Manufacturing	No
District 4 Total Number of Companies:		37			1163		

Supervisorial District 5							
Date DEO Assigned	Company Name	Street Address	City	Zip Code	Affected Employees	Industry Type	Received Services
07/12/23	Accesso	26101 Magic Mountain Pkwy.	Valencia	91355	111	71_Arts_Entertainment_and_Recreation	No
08/07/23	Amazon Fresh - La Verne	2229 Foothill Blvd.	La Verne	91750	5	44_45_Retail_Trade	Yes
09/14/23	Sunrun, Inc. Palmdale	38940 Trade Center Dr.	Palmdale	93551	24	23_Construction	No
09/26/23	Ducommun Aerostructures Inc.	801 Royal Oaks Drive	Monrovia	91016	75	48_49_Transportation_and_Warehousing	Yes
10/13/23	Palmdale Regional Medical Center	38600 Medical Center Dr.	Palmdale	93551	80	62_Healthcare_and_Social_Assistance	Yes
10/17/23	Transdev Services, Inc.	422110 6th St.	Lancaster	93534	7	48_49_Transportation_and_Warehousing	Yes
12/06/23	Eclipse Advantage, LLC.	2801 W. Avenue H	Lancaster	93536	27	56_Administrative_and_Support_and_Waste_Managem	No
12/07/23	SPS Ventures, Inc.	21420 Needham Ranch Pkwy.	Santa Clarita	91321	162	48_49_Transportation_and_Warehousing	Yes
12/13/23	Synergy School of Arts & Technology	44950 Valley Central Way Building 1	Lancaster	93536	35	61_Educational_Services	Yes
12/14/23	Gino's Italian Restaurant	44343 Challenger Way	Lancaster	93535	14	72_Accommodation_and_Food_Services	Yes
12/18/23	JVS SoCal - Equity for Special Populations	1420 W. Ave I	Lancaster	93534	1	81_Other_Services_Except_Public_Administration	Yes
12/20/23	SoCal Pizza Holdings, LLC	220 E. Palmdale Blvd.	Palmdale	93550	50	72_Accommodation_and_Food_Services	No
District 5 Total Number of Companies:		12			591		