



**WORKFORCE DEVELOPMENT**  
**AGING & COMMUNITY SERVICES**



---

# **CalJOBS Help Sheet 18**

## **How to Access Labor Market Information in CalJOBS**

Prepared by: Data Management & Analytics Division

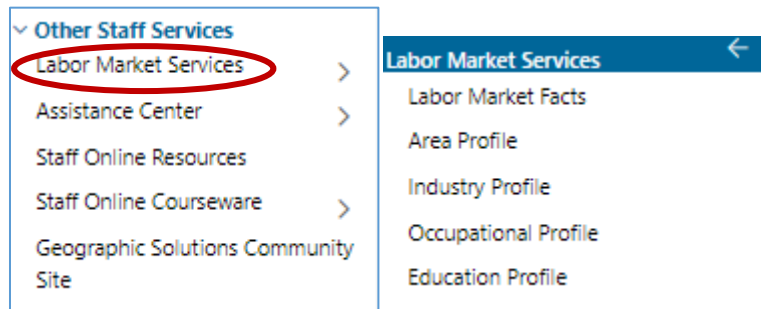
## How to Access Labor Market Information Data in CalJOBS

**Labor Market Information** (LMI) is available in CalJOBS to allow staff to search labor data tied to a certain area such as a city, a zip code, a state, etc.

You can also view information through various data streams, including by Area, Industry, Occupation and Education.

There are two ways in which staff can access the **Labor Market Information** data:

1. The first way is by navigating towards the **Other Staff Resources** tab, (at the very bottom of the left navigation menu), hovering over the **'Labor Market Services'** label, and selecting your desired option.



2. The second way to access this data is by enabling the **'Labor Market Services'** widget. To enable the widget, click on the **"Configure Dashboard Widgets"** link at the bottom of the **My Staff Dashboard** page.

The screenshot shows the 'My Staff Dashboard' page. At the top, there is a navigation bar with links for Home, My Dashboard, Sign Out, Services for Individuals, and Services for Employers. Below the navigation bar, there is a filter section for 'Filter your lists by type: Individuals'. To the right, there is an 'Active Case Load' widget showing the following data:

WP:	0
WIOA:	2
TAA:	0
GEN:	0
<b>Total Case Load:</b>	<b>2</b>

At the bottom of the dashboard, there is a link labeled [\[Configure Dashboard Widgets\]](#) which is highlighted with a red box.

3. Check the box for “**Labor Market Services**” widget, then click “**Save**”.

### Dashboard Widgets Available

---

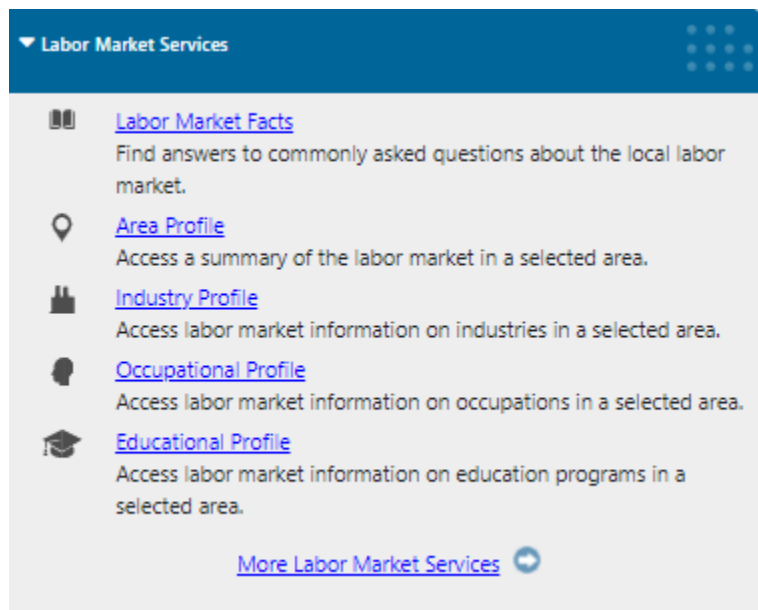
[Check All](#) | [Uncheck All](#)

- |  |  |
|--|--|
| <input checked="" type="checkbox"/> Active Case Load   | <input type="checkbox"/> Need help or more information |
| <input checked="" type="checkbox"/> Customer Relationship Management (CRM)   | <input checked="" type="checkbox"/> Report Indicators  |
| <input checked="" type="checkbox"/> Labor Market Services  | <input checked="" type="checkbox"/> Saved Lists        |
| <input checked="" type="checkbox"/> Latest News and Announcements<br><small>(May not appear if news or announcements have not been posted recently.)</small> | <input type="checkbox"/> Scheduled My Reports          |
| <input checked="" type="checkbox"/> My Calendar  | <input type="checkbox"/> Staff Productivity Reports    |
| <input checked="" type="checkbox"/> My Correspondence  | <input type="checkbox"/> Surveys                       |
| <input checked="" type="checkbox"/> My Messages  |  |

Save

Cancel

4. Your new widget will appear in the **Staff Dashboard**.



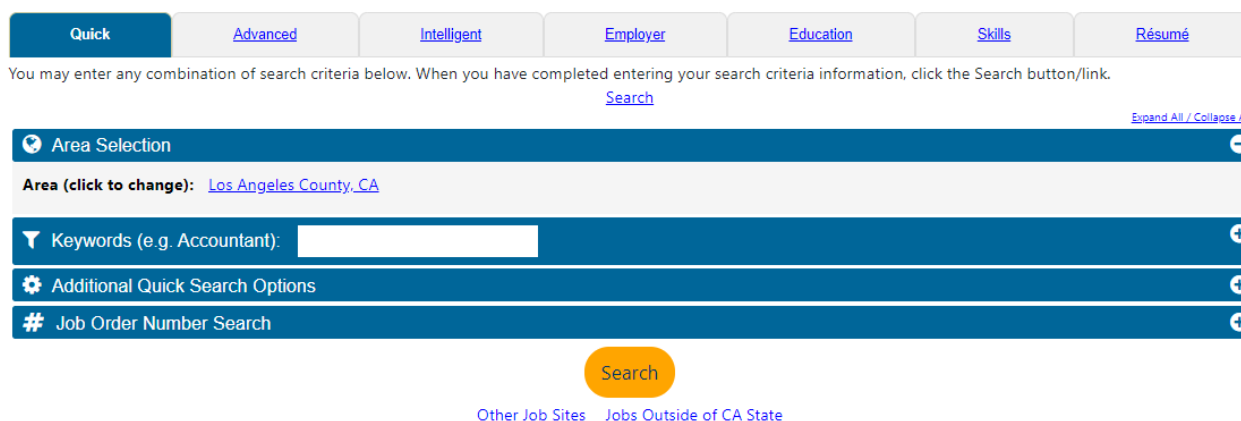
## Labor Market Facts

**Labor Market Facts** provides answers to the most commonly asked questions about the local labor market.

1. After clicking into **Labor Market Facts**, you'll be presented with a number of tabs. You can click on the tab or expand the tab using the plus (+) sign on the right to choose specific questions under the tab:



2. Depending on your selection, you will either get a screen asking for the type of job that you are interested in, or the area of interest. You can access a variety of search methods, but the Keyword search under the **Quick** tab is the simplest.



Quick    [Advanced](#)    [Intelligent](#)    [Employer](#)    [Education](#)    [Skills](#)    [Résumé](#)

You may enter any combination of search criteria below. When you have completed entering your search criteria information, click the Search button/link.

[Search](#) [Expand All / Collapse All](#)

Area Selection -

Area (click to change): [Los Angeles County, CA](#)

Keywords (e.g. Accountant):

Additional Quick Search Options +

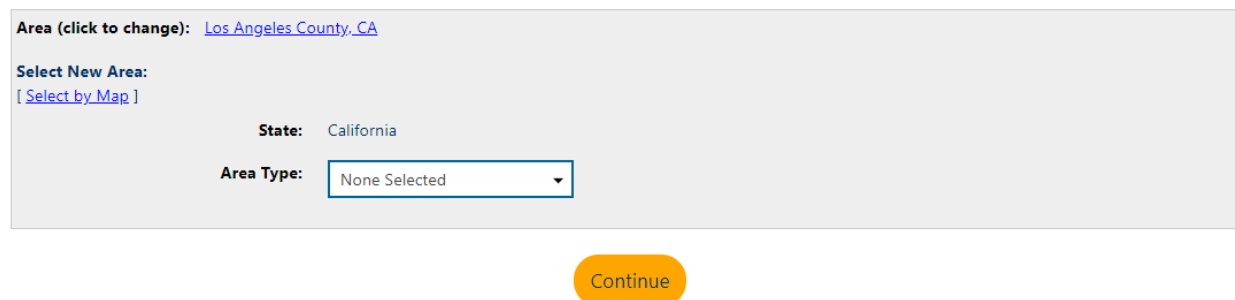
Job Order Number Search +

[Search](#)

[Other Job Sites](#)    [Jobs Outside of CA State](#)

## Select an Area

Make an area selection using the items below. After you have made your selection, click the *Continue* button.



Area (click to change): [Los Angeles County, CA](#)

Select New Area:  
[\[ Select by Map \]](#)

State: California

Area Type:

[Continue](#)

- After clicking “**Search**” or “**Continue**”, you’ll be presented with your labor data, which can include tables, charts or other graphs:

Occupations by Advertised Salary 1

Records to display: Highest ▼ Number of records: 10 ▼

Data Item to display: Median Advertised Wage ▼

Wage Rate Type: Annual Wage or Salary ▼

This section shows the occupations with the highest advertised median (annual) wages based on job openings advertised online in Los Angeles County, CA on March 1, 2020. (Jobs De-duplication Level [2](#).)

Click a column title to sort.

Rank	Occupation	Median Annual Advertised Wage
1	<a href="#">Aerospace Engineers</a>	\$178,880
2	<a href="#">Nurse Practitioners</a>	\$164,320
3	<a href="#">Pharmacists</a>	\$159,307
4	<a href="#">Computer and Information Research Scientists</a>	\$157,500
5	<a href="#">Medical and Health Services Managers</a>	\$145,882
6	<a href="#">Clinical Nurse Specialists</a>	\$141,685
7	<a href="#">Sheriffs and Deputy Sheriffs</a>	\$137,950
8	<a href="#">Physician Assistants</a>	\$133,120
9	<a href="#">Acute Care Nurses</a>	\$130,228
10	<a href="#">Computer Network Architects</a>	\$130,000

[#BRIGHT OUTLOOK NATIONALLY](#) | [#GREEN OCCUPATIONS](#)



Source: Online advertised jobs data

Note: This information is based on actual job orders and is not based on a statistically valid labor market survey. Hourly wage rate calculations in this section assume a 40 hour work week.

[LinkedIn Share](#)

[Facebook Share](#)

[Tweet This](#)

[Email](#)

[Print](#)

[Change Area](#) | [Display More Details](#)

Select another Labor Market Fact

## Area Profile

The **Area Profile** option will provide labor statistics based on the selected area.

### Select an Area

Make an area selection using the items below. After you have made your selection, click the *Continue* button.

**Area (click to change):** [Los Angeles County, CA](#)

**Select New Area:**  
[\[ Select by Map \]](#)

**State:** California

**Area Type:**

Continue

After making your selection, click on the “**Continue**” button. CalJOBS will display multiple tabs:

[Los Angeles County, CA](#)  
[Compare](#)

[View Full Report](#)

**Los Angeles County** - Los Angeles County is the most populous county in the United States.

Summary | [Jobs](#) | [Candidates](#) | [Supply and Demand](#) | [Education, Training and Experience](#) | [Employment and Wages](#) | [Demographics](#)

For help click the information icon next to each section.

in the U.S. state of California. As of the 2010 U.S. Census, the county has a population of 9,818,605, making it the The county seat... [More](#)

Source: Multiple sources including Workforce Information Database

**Supply and Demand**

8.0% Demand High | 4M High | 0.52% High | \$55K Average

**1.36**  
 Candidates available per job opening.  
 184,352 Candidates | 135,102 Job Openings  
Job Source: Online advertised jobs data  
 Candidate Source: Individuals with active resumes in the workforce system.

**Employers by Number of Job Openings**

Employer Name	Job Openings
UCLA Health System	<a href="#">2,336</a>
Northrop Grumman Corporation	<a href="#">1,928</a>
Superior Grocers	<a href="#">1,285</a>
The University of Southern California	<a href="#">1,270</a>
El Super	<a href="#">971</a>

Source: Online advertised jobs data

**Advertised Job Openings in California by County**

Average Weekly Wage

Job Openings

Explore the different tabs and sections to find different labor market information regarding your selected **Area**.